






DIY: BOITES ANIMAUX MARINS





- 1 - IMPRIMEZ LES GABARITS SUR DU PAPIER A4 CLASSIQUE OU CARTONNÉ
- 2 - DÉCOUPEZ-LES SOIGNEUSEMENT
- 3- PLIEZ-LES EN SUIVANT LES TRAITTS














By C'est assez !